


Dynamic



Model:
Dynamic 45B



Model:
Dynamic 45B Li



Model:
Dynamic 45B



MORE INFO



CHARACTERISTICS

- Ideal for small and medium floors up to 1600sqm, especially when congested by people or furnishing like in wellness centres, gyms, car showroom, retail shops, hospitals and schools.
- **Li-ion battery 24V** (45B Li)
- Automatic brush attachment, discharge and delayed cut-off.
- Adjustable solution release with automatic cut-off.
- Narrow body with both side brush protrusion and 300° squeegee spin.
- Toolless removable recovery tank with large visual inspection window and stretchable discharge hose.
- Adjustable driving handle with dead man switches, soft touch controls and diagnosis (Eco Energy mode and battery low level automatic cut-off for DC version).
- Large non marking working wheels and sturdy rear roller for displacements.

TECHNICAL DATA

	Dynamic 45E	Dynamic 45B	Dynamic 45B	Dynamic 45B Li
code	37011-00051	37011-00052	37011-00053	37011-00079
power supply	230V-50Hz	24V (battery charger included)	24V (batteries and charger included)	24V (battery and charger included)
scrubbing/squeegee width	450/540 mm	450/540 mm	450/540 mm	450/540 mm
max working capacity	1600 m ² /h	1600 m ² /h	1600 m ² /h	1600 m ² /h
solution tank capacity	30 l/7.92 gal	30 l/7.92 gal	30 l/7.92 gal	30 l/7.92 gal
recovery tank capacity	32-35 l/8.45 - 9.24 gal	32-35 l/8.45 - 9.24 gal	32-35 l/8.45 - 9.24 gal	32-35 l/8.45 - 9.24 gal
traction	mechanical	mechanical	mechanical	mechanical
RPM/pressure on the brush	145/32 kg/70,5 lbs	145/32 kg/70,5 lbs	145/32 kg/70,5 lbs	150/31 kg/68 lbs
brush motor power	300 W	400 W	400 W	400 W
detergent solution system	solenoid valve	solenoid valve	solenoid valve	solenoid valve
depression/vacuum motor	1200 mmH ₂ O/700 W	1200 mmH ₂ O/400 W	1200 mmH ₂ O/400 W	1200 mmH ₂ O/400 W
dimension (cm)/weight	117x58x99/66 kg	117x58x99/53 kg	117x58x99/94 kg	117x58x99/77,5 kg

PLUS



On/off switch protecting unintentional use. Protection against overloads, battery discharge abuse (DC only) and undesired run. Convenient one switch maintenance over the brush. Eco Energy setting for extensive working time and extremely quite operations (DC only).



Accessible on-board charger (DC only, when provided), far away from sprays. Time saving convenient foot operating squeegee lift. Handle can be easily adjusted to fit comfort of operators even in narrow spaces.




Easy access and handling to clean recovery tank and floater. Less downtimes due to simple maintenance and construction. Great visibility and cleaning capability on hard to reach edges on both sides of the brush.









They provide more power, longer life and much faster charging times. They are not affected by the memory effect and are lighter in weight with lower maintenance costs.

STANDARD EQUIPMENT

 <ul style="list-style-type: none"> • 10002-08117 PP brush Ø 430 mm - 17" 	 <ul style="list-style-type: none"> • 00005-02276 Front squeegee blade Shore 40 Th. 2,5 mm • 00005-02277 Rear squeegee blade Shore 40 Th. 3,0 mm 	 <ul style="list-style-type: none"> • 00056-00062 On-board Battery charger 24V 10A (only for model code: 37011-00052/37011-00053) 	 <ul style="list-style-type: none"> • 2 x 00055-00147 Maintenance free battery 12V MFP 50 65Ah C20/50Ah C-5 only for model code: 37011-00053 	
 <ul style="list-style-type: none"> • 00056-00076 On-board Battery charger 29,4V 12A 110-230V 50/60Hz only for model code: 37011-00079 	 <ul style="list-style-type: none"> • 1x 00055-00144 Li-ion battery 24V 30 Ah 700Wh only for model code: 37011-00079 			

OPTIONAL

 <ul style="list-style-type: none"> • 2 x 00055-00146 Battery AGM 12V 55Ah only for model code: 37011-00053 	 <ul style="list-style-type: none"> • 00005-02278 Polyurethane front blade L.665 • 00005-02279 Polyurethane rear blade L.775 	 <ul style="list-style-type: none"> • 10002-08118 Tynex brush Ø 430 mm-17" • 10002-08119 PP 0,3 brush Ø 430 mm-17" • 10002-08120 PES brush Ø 430 mm - 17" 	 <ul style="list-style-type: none"> • 10002-13151 EWU pad driver Ø 430 mm-17" 	 <ul style="list-style-type: none"> • 10001-09913 Abrasive pad Ø 430 mm-17" - beige (5 pcs.) • 10001-09918 Abrasive pad Ø 430 mm-17" - green (5 pcs.) • 10001-09923 Abrasive pad Ø 430 mm-17" - black (5 pcs.)
 <ul style="list-style-type: none"> • 00058-02618 Extension electric cord 15 m with Schuko plug (optional on model 37011-00051) 	<ul style="list-style-type: none"> • 00055-00088 Li-ion battery 55 Ah 	<ul style="list-style-type: none"> • 00056-00093 Battery charger CBH2D 24V 20A 		